

## NSFD012Q17 12.8V12Ah

### LiFePO<sub>4</sub> Lithium Battery

**Longer Cycle Life:** Offers up to 15 times longer cycle life and 5 times longer float/calendar life than lead acid battery.

**Lighter Weight:** About 40% weight of a comparable lead acid battery, save up to 60% in weight.

**Quick Charge:** Short charge time compared with lead acid battery.

**Low Self-Discharge:** Lower self-discharge compared with lead acid battery, longer storage time without recharging.

**Superior Safety:** Multi-protection methods built inside to protect the battery from overcharge, over discharge and short circuit situation.

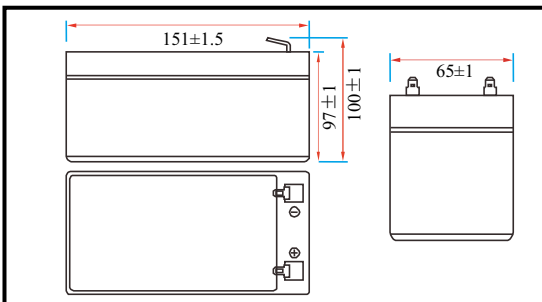
**High Efficient:** Higher round-trip energy efficiency of the average (92%) than lead acid battery 80% (discharge from 100% to 0% and back to 100% charged).



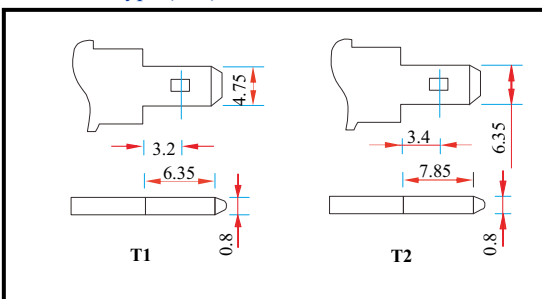
### Specifications

Nominal voltage		12.8V
Nominal capacity		12Ah
Dimensions	Length	151±1.5mm (5.94inch)
	Width	65±1mm (2.56inch)
	Height	97±1mm (3.82inch)
	Total height	100±1mm (3.94inch)
Approx. weight		1.35kg (3.09lbs)±4%

### Outer dimensions (mm)



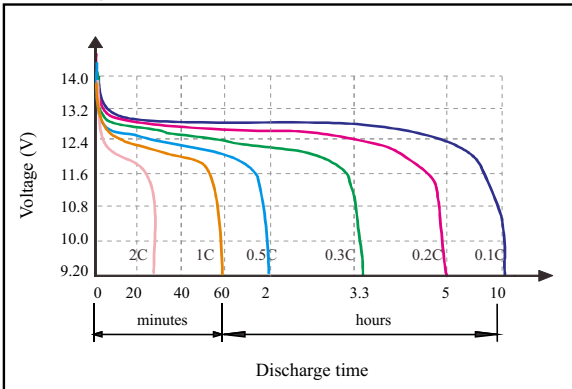
### Terminal type (mm)



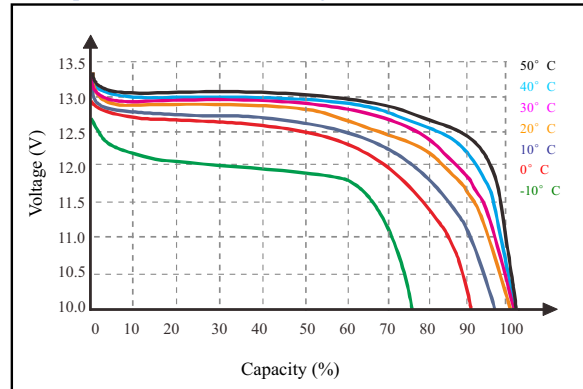
### Characteristics

Electrical Parameters (25°C)	Rated Voltage	12.8V
	Rated Capacity (C <sub>s</sub> )	12Ah@25°C
	Energy	153Wh
	Months Self Discharge	<3%
	Charge Efficiency	99.5%@ 0.2C
	Discharge Efficiency	96-99%@ 1C
Terminal type		T1/T2
Internal resistance (Fully charged, 25°C)		≤50mΩ
Cycle life		>4000 cycles @ 0.2C 80%D.O.D
Capacity affected by temperature	40°C	101%
	25°C	100%
	0°C	90%
	-10°C	75%
Nominal operating temperature		25°C±3°C (77°F±5°F)
Operating temperature range	Discharge	-20°C~60°C (-4°F~140°F)
	Charge	0°C~45°C (32°F~113°F)
	Storage	0°C~40°C (32°F~104°F)
Water Dust Resistance		IP65
Charge Voltage		14.6V
Standard Charge Mode (25°C±2°C, <75%RH)		0.2CA Constant Current to 14.6V, then Constant Voltage 14.6V until the current drops to 0.02CA, before use, rest 30 minutes
Charge Current		2.4A
Maximum Charge Current		6A
Charge Cut off Voltage		14.6V
Continuous Discharge Current		20A
Maximum Pulse Current		60A (<100ms)
Discharge Cut Off Voltage		11.2V
Communicate Protocol (optional)		None
SOC (optional)		None
Application connection		4 string 4 parallel
Mechanical	Cells	4 Strings
	Container	ABS

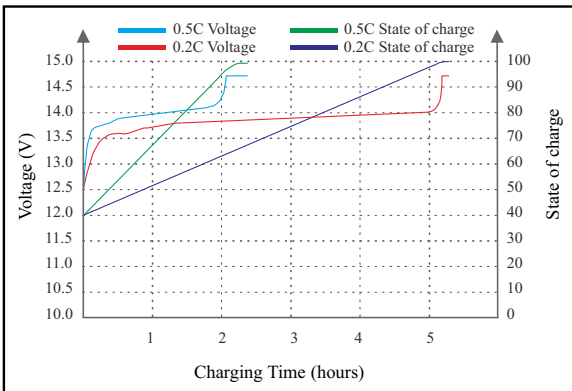
### ● Discharge characteristics (25°C)



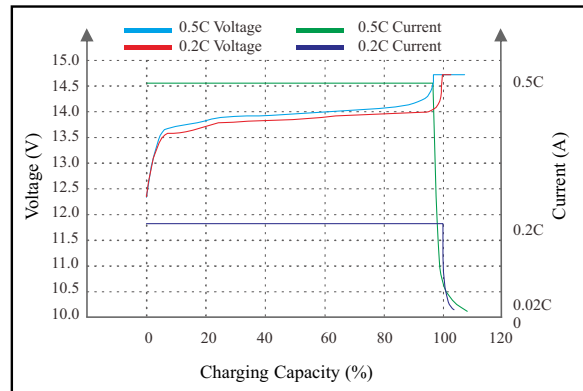
### ● Temperature affect on discharge characteristics (0.5C)



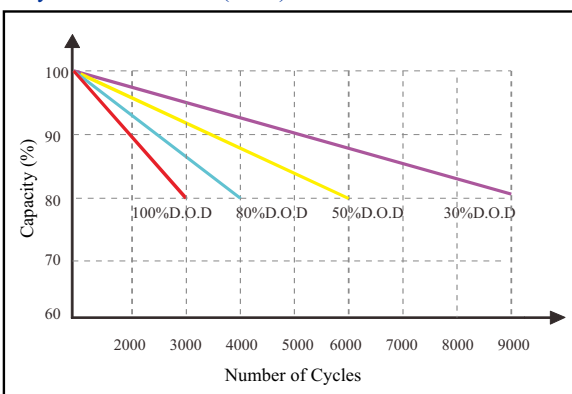
### ● State of Charge Curve (25°C)



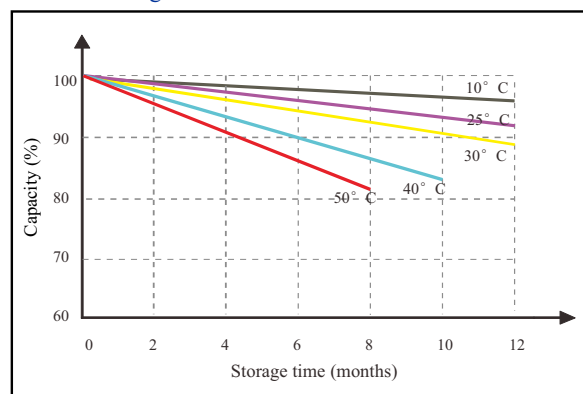
### ● Charge characteristics (25°C)



### ● Cycle life on D.O.D (25°C)



### ● Self Discharge Characteristics Curve



Note 2: The above curves are based on laboratory testing data @ 25°C 40%RH.